



Blade Nano QX Flight Modes

The Nano QX offers two flight modes: stability and agility.




Written By: Ian Glen

INTRODUCTION

The Nano QX offers two flight modes: stability and agility.




Step 1 — Stability Mode



-  In Stability mode, the quad will limit the bank angle and automatically return to a neutral flight position.
-  This mode is best for beginner pilots.
-  The status LED will be solid blue when in this flight mode.

Step 2 — Agility Mode



-  In this mode, the quad will not limit the bank angle and will not return to a neutral flight position if the controls are released.
-  This mode is useful if you want to do flips, rolls, and other aerobatic maneuvers.
-  This mode should only be used by experienced pilots, as it can be difficult to control the quad.

Step 3 — Switching Flight Modes



- If using the Blade MLP4DSM transmitter, press the left stick to switch modes.
- If using a different transmitter, channel 6 will switch flight modes.