




Samsung Galaxy Core Vibra Motor Replacement

Samsung Galaxy CORE, DUOS / i8260, i8262 /- Vibra Motor Replacement

Written By: ZFix



INTRODUCTION

Samsung Galaxy CORE, DUOS (i8260, i8262) - how to change the Vibrator.

_____ **Video tutorial:** _____

[video: <http://youtu.be/kBigjMgg7ys>]



TOOLS:



- [Phillips #0 Screwdriver](#) (1)
- [iFixit Opening Tools](#) (1)

Step 1 — Vibra Motor



- Switch-off the phone.
- Remove the Battery cover and the battery.
- Remove an inserted SIM and Memory cards.

Step 2



- Remove 9x Phillips screws.
- With a plastic tool remove the Back cover.
- The Vibrator is on the other side of the back cover

To reassemble your device, follow these instructions in reverse order.