



Bush Pump Cylinder (Shona) Replacement

Use this guide to replace the cylinder.



Written By: iRobot



INTRODUCTION

This guide will show you how to remove the cylinder that encases the traveling valve and foot valve.

Step 1 — Head and Handle (Shona)



- Ona kuti pombi inoshanda zvakanaka sei nekupomba kwemakumi mana.
- ☑ Pombi inoshanda zvakanaka inofanira kudira mvura inosvika marita gumi.

Step 2




- Bvisa mapini maviri akabatanidza mubato nechinofambisa mubato.

Step 3



- Dhonza mibato miviri kubva kune chinofambisa mubato.

Step 4




- Simudza mapini maviri akabatanidza pombi kumusoro nemubato, kubva papombi.

Step 5



- ❗ Mudanho rino rose, ona kuti watsigira mubato nemusoro nemaoko matatu kana kupfuura.
 - Buritsa chimutanda chejoinhi kubva muchimusoro.
- ❗ Wongorora chimutanda chejoinhi nemusoro kuti hazvina kusakara kana kukuvara here.

Step 6



- Bvisa musoro nemubato wozviisa panzvimbo yakachena kuti zvisabate utachiona

Step 7 — Riser Main Slider (Shona)



- Simudza mubato mukuru unosimudza pombi zvine simba nemaoko maviri.

⚠ Chenjerera kuti usadonhedze mubato mukuru unosimudza pombi, nekuti izvi zvinogona kukuvadza humburumbira

Step 8



- Shandisa chipanera chepombi kusunungura pombi inotakura mvura yepamusoro.

Step 9




- Simudza mubato unosimudza pombi nepombi refu.
- Tenderedza simbi inobata chimutanda chepombi pachimutanda, uye chisunge zvine simba pachimutanda chepombi.
- Dzikisa pombi refu nemubato unosimudza pombi kuti ugare pane chinobatisa pombi zvakanaka.

Step 10



- Sunungura ubvise bhaudhi rinobata chimutanda chepombi nebhaudhi rechimutanda chepombi pamusoro pemitanda unosimudza pombi.

Step 11



- Bvisa mubato mukuru unosimudza pombi, uye ongorora kuti haina kubvaruka kana kuchembera here.
- Isa mubato unosimudza pombi panzvimbo yakachena kuitira kuti usabate utachiona.

Step 12 — Above Grade Riser Pipe (Shona)



- Bvisa pombi inotakura mvura yepamusoro.
- Sungirira mubato wakaita saT pamutanda wepombi.
- ① Kana uri kuchinja pombi yemvura yepamusoro, siya mubato wakaita saT uripo kusvikira wave kugona kuisa nhengo yekutsiva nayo.

Step 13 — Spout (Shona)



- Shandisa chipanera chepombi kusunungura nekubvisa muromo wepombi.
- ⓘ Wongorora muromo kuti hapana zvakavhara kana zvingangokonzera utachiona.
- Isa muromo panzvimbo yakachena kuti usabate utachiona.

Step 14 — Riser Main (Shona)



- Isa chipanera pamusoro perimwe remabhaudhi emubato unosimudza pombi.
- Tenderedza chimwe chipanera pazasi pebhaudhi.
- Patsanura zvipanera kuti usunungure bhaudhi.
- ⓘ Dzokorora maitiro aya pane mabhaudhi matatu asara.

Step 15






- Bvisa manatsi mana nemabhaudhi akabata mubato unosimudza pombi, uye uzvichengete muchinhu chisina utachiona chakaita semugoro.

Step 16



- Tenderedza chivharo chepombi kusvika pamadhigiri makumi mana nemashanu. Izvi zvinokugonesa kuti ubate zvakanaka chivharo paunochisimudza.

Step 17




- Nyatsosimudza zvakanaka mubato wakaita saT kwemainjisi akawanda.
- Vamwe vanhu vaviri vakatsigira mubato wakaita saT, bvisa simbi inobatiswa nayo mubato wepombi.
- Dzikisa mubato wakaita saT zvinyoronyoro kusvikira mubato wepombi wave kumira wega.

Step 18



- ① Pombi iyi inoshandisa chinotsigira chine makumbo matatu (tiraipodhi) pamwe nezvinodhonza netambo kusimudza pombi refu. Zvipanera zvakaita saC zvinogona kushandiswawo kusimudza pombi refu
- Nyatsosunga zvakanaka chinosisimudzira pombi yemvura kumubato mukuru pasi pemuromo.

Step 19



- Wakachenjerera kuti tambo isatsvedze, shandisa zvinodhonza mubato netambo kusimudza pombi refu kusvikira zvinosimudza pombi zvasvika pane zvinodhonza netambo.

Step 20



- Kana pombi refu yasvika pane zvinodhonza netambo, sunga simbi inosunga nechepasi papombi refu

Step 21



- Batisa simbi inosungiswa pasi kumubato uchishandisa bhaudhi.
- ⓘ Bhaudhi rimwechete kazhinji rakakwana kuchengetedza simbi inosungiswa pasi panzvimbo, asi unogona kushandisa rimwe bhaudhi kana uchida kunyatsochisimbisa.

Step 22



- Wakatsigira pamusoro pepombi, nyatsofambisa chinosunga chinosimudza kubva papombi.
- Dzikisa chinosunga chinosimudza pombi uchidzvanya nechepasi kuti tambo dzisasungane pane zvinodhonza.

Step 23




- Isa nekusunga chinosunga chekusimudzisa kumubato unosimudza pombi kusvika pasi pasi.

Step 24



- Kana chinosunga chekusimudzisa chanyatsosunga, sunga tambo zvine simba.
- Wakadhonza tambo kutsigira mubato unosimudza pombi, sunungura chinosunga chepasi.

Step 25



- Shandisa tambo kudhonza nekusimudza mubato unosimudza pombi kusvika panokwanisika.
- ⚠ Iva nechokwadi kuti tambo iri mutiraipodhi kuti isadonhe.
- ⚠ Cherechedza pamusoro petiraipodhi kuti uone kuti pombi refu yanyatsopinda munzvimbo yekutsigira.

Step 26



- Bvisa simbi inosungiswa kubva papombi refu, wodzokorora matanho kubva pamakumi maviri netatu kusvika makumi maviri neshanu kusvikira joinhi yekutanga yave kuoneka.

Step 27





- Kana joinhi yekutanga yave kuoneka, sungisa simbi inosungiswa pasi pazasi pejoinhi.

Step 28



- Bvisa simbi inosungiswa chokusimudzisa kubva pamubato mukuru, wonyatsobatanidza kutiraipodhi kuti isuduruke.

Step 29



- ⓘ Chengeta chipanera chepombi mainjisi mashoma pamusoro pejoinhi padanho rino.
- Uchishandisa chipanera, sunungura chidimbu chekutanga chepombi refu kubva pachakabata.

Step 30



- Nyatsovhara pajoinhi kuti mvura isapfachuke kubva nepanobatana simbi kana dzapatsanurwa.
- Uchishandisa chipanera, sunungura pombi refu kusvikira mvura yatanga kupfachuka ichimwaya kupinda mune chinodzivisa mvura kupfachuka.
- ⓘ Usarambe uchisunungura kupfuura ipapo kusvikira mvura yamira kupfachuka.

Step 31



- Bvisa chinovhara mvura kuti isapfachuke, wopedzisa kusunungura pombi refu.
- Bvisa chidimbu chekutanga chepombi refu nekuchisimudza chakamira mudenga, wakachitsigira pamusoro pechidimbu chacho uye uchiramba wakachiisa mugomba rinochitsigira pamusoro petiraipodhi.

Step 32



- Kohekera nekusunga chekusungisa mutanda mainjisi mashoma pazasi pepanobatana mutanda wepombi wekutanga.

Step 33



- Uchishandisa chipanera chinokwana pakawanda, sunungura mutanda wepombi kubva pachikamu chasara.
- Kana joinhi raganurwa, nyatsodzikisa pombi refu pasi.

Step 34



- Nyatsodzikisa pombi refu, yakatambarara, woisa panzvimbo isina hutachiona, kana zvichigona zvakagara panzvimbo yakakwirira kudzivirira kubata hutachiona.

Step 35



- Bvisa mubato wakaita saT kubva mutanda wepombi waganurwa.
- Kochejera mubato wakaita saT kumutanda wepombi wasara.
- ⓘ Bvisa simbi inosungiswa kubva papombi refu, wodzokorora matanho kubva pamakumi maviri nepfumbamwe kusvika makumi matatu neshanu kusvikira pombi refu yabva yose, kana kuti kusvika chikamu chakadamburwa chasvikwa.

Step 36 — Cylinder (Shona)



⚠ Iva nechokwadi kuti humburumbira haiende pasi kudzivirira hutachiona

Step 37



- Uchishandisa zvipanera zviviri zvepombi, sunungura humburumbira kubva papombi refu.

Step 38



- Donza humburumbira yacho zvinyoronyoro kubva pamutanda wepombi, uchiisa pachena vharuvhu yekumusoro nevharuvhu yepasi pemugodhi wemvura.

Kuti ubatanidze mudziyo wako, tevedzera mirayiro uchitanga nekwekupedzesera.